




MELVILLE® 60 SLAB



 Do not use vibrating plate

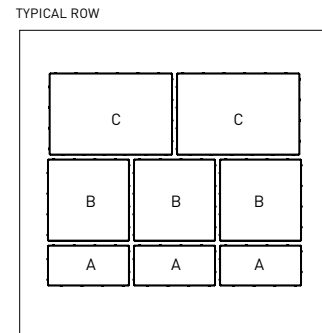
 **Sand 1 Bag** - Approx. 155 ft² coverage

 **Pedestrian** - Designed to withstand pedestrian traffic

MELVILLE® 60 SLABS

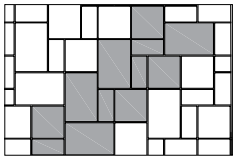
	DIMENSIONS (MM)	DIMENSIONS (IN)
A	60 x 190 x 380	2 3/8 x 7 1/2 x 15
B	60 x 380 x 380	2 3/8 x 15 x 15
C	60 x 380 x 570	2 3/8 x 15 x 22 7/16
Weight/unit (avg.)	19 kg	42 lb
Area/unit (avg.)	0.14 m ²	1.46 ft ²
Area/layer	1.08 m ²	11.66 ft ²
Area/cube	10.80 m²	10 Rows 116.60 ft²
Qty/cube	80 units	80 units
Weight/cube	1538 kg	3391 lb

CODES	COLOURS
PRESTIGE COLOURS	
12053046	Range Amber Beige ⁽¹⁾
12052365	Range Scandina Grey
12052732	Rockland Black ⁽¹⁾
12052734	Range Margaux Beige
12052104	Range Chambord Grey
STANDARD COLOURS	
12053045	Range Shaded Grey ⁽¹⁾
12052733	Range Newport Grey

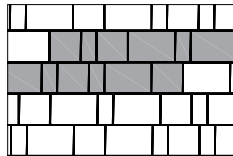


Sold in full cubes only
Production location – Cambridge
⁽¹⁾ Production location – Metcalfe

LAYING PATTERNS



MODULAR PATTERN



LINEAR PATTERN